

2

Teacher's notes

Reinforcement worksheet 1

- Pupils look at the picture and spell the word in order to complete each sentence. They then answer the questions. They will need to count the number of objects in the classroom to give an accurate answer.

Key: 1 desk, 2 bookcase, 3 board, 4 ruler, 5 cupboard, 6 teacher.

- **Optional follow-up activity:** Pupils turn over their worksheets and write questions about different classroom objects. Pupils then swap worksheets and answer the questions.

Reinforcement worksheet 2

- Pupils use the pictures to help them follow the letter trail in the word maze from *in* to *out*. Pupils then write the words below the pictures.

Key: 1 cupboard, 2 teacher, 3 desk, 4 bookcase, 5 ruler, 6 board.

- **Optional follow-up activity:** Pupils work in pairs, A and B. Pupil A spells aloud one of the words from the worksheet. Pupil B says the word. Pupils exchange roles.

Extension worksheet 1

- The code gives the colour of each book. Words with an initial letter 'b' are coloured grey, those with an initial letter 'c', blue, etc. Pupils look at the picture on each book, write the name of the object under the correct heading and colour in the book.

Key: 1 book, 2 board, 3 bookcase, 4 bag, 5 cupboard, 6 computer, 7 desk, 8 pencil, 9 pen, 10 table, 11 teacher, 12 ruler, 13 eraser.

- **Optional follow-up activity:** Pupils write as many words as possible (from any lexical set) beginning with the initial letters used in the exercise. They then compare their lists by taking it in turns to read them.

Extension worksheet 2

- This can be done as a listening exercise (Track 3) or a reading exercise. Pupils match the scenes from the story with the missing text.


Key: 5, 4, 2, 6, 1, 3.

- **Optional follow-up activity:** Pupils work in pairs and play *Pelmanism*. They cut out the cards and join the two packs. Then they place the cards face down on the desk and turn over two cards at a time. If the cards show a scene and the missing text, they form a pair. When a pupil finds a pair, he/she reads the text and then has another go. When the cards do not form a pair he/she puts the cards face down on the desk once more. The winner is the pupil with the most pairs at the end of the game.

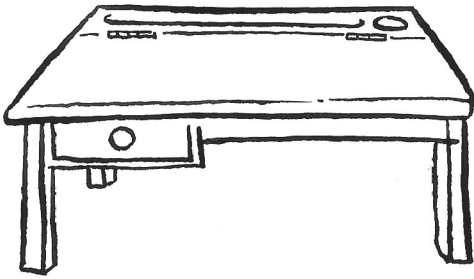
Song worksheet

- Pupils cut out the cards and place them in a row under the classroom scene. You may wish to ask pupils to fold the page so that the lyrics are hidden. Pupils listen to the song (Track 4) and place the objects in the correct position.
- **Optional follow-up activity:** Pupils work in pairs, A and B. Pupil A says a sentence, e.g. *The teacher is on the bookcase*. Pupil B places the card accordingly. Pupils exchange roles.


Reinforcement worksheet 1



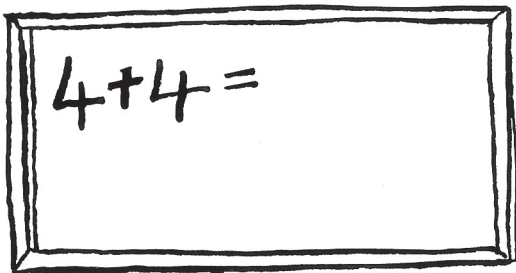
Look, write and answer.



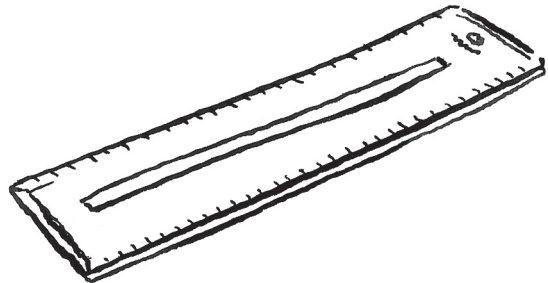
- 1 How many d e s ks are there in your classroom?




- 2 How many _____s are there in your classroom?



- 3 How many _____s are there in your classroom?



- 4 How many _____s are there in your classroom?




- 5 How many _____s are there in your classroom?



- 6 How many _____s are there in your classroom?

Reinforcement worksheet 2



Look, follow and write.

1



cupboard


2



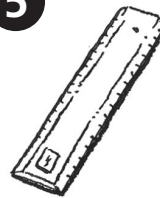
3



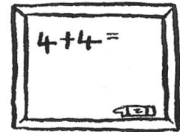
4



5



6



In →

c	u	b	p	i	o	v	r	w	i	e	a
a	p	d	t	e	a	c	s	q	t	f	z
t	b	r	m	d	c	u	k	d	x	o	r
v	o	a	j	e	h	s	b	s	w	k	d
w	g	c	d	r	g	f	y	p	o	i	h
d	z	v	e	u	t	m	e	r	b	v	g
l	t	k	s	z	v	p	l	q	o	a	r
b	h	b	o	i	e	r	u	v	x	q	d
x	m	y	o	n	s	k	w	i	h	u	f
e	q	u	k	c	a	x	g	o	l	j	t

→ Out

Extension worksheet 1



Look, write and colour.



b = grey

c = blue

d = green

1 b o o k

5 c _ _ _ _ _

7 d _ _ _

2 b _ _ _ _

6 c _ _ _ _ _

3 b _ _ _ _ _

4 b _ _

p = yellow

t = purple

r = red

e = brown

8 p _ _ _ _

10 t _ _ _ _

12 r _ _ _ _

13 e _ _ _ _

9 p _ _

11 t _ _ _ _

Extension worksheet 2



Match and play.


1



Now, how many pencils are there?

There are 9, 10, 11 pencils.


2



Now there's an eraser in the bag, Marie.

Good! Thank you, Monty.


3



Hmm. Is there a ruler?

Yes, there is. It's a 'Maskman' ruler.

4



11 pencils! Where's the pencil? Trevor?!!!

Sorry. Here you are. Pencils are my favourite food.

5




OK, everybody. This bag is for school. Let's look.

OK, Marie!

 1

6





Look, Marie. Here's an eraser.

Good! Can you put it in the bag, please, Monty?

Song worksheet



Listen and place. Sing.



fold

fold

There are pencils in the classroom, yes there are.

There's a cupboard on the pencils, yes there is.

There's a ruler on the cupboard,

There's a bookcase on the ruler,

There's a teacher on the bookcase, yes there is ...



board

bookcase

cupboard

desk

ruler

teacher

