

4

Teacher's notes

Reinforcement worksheet 1

- Pupils locate the furniture vocabulary in the wordsearch. Words are written horizontally, vertically and diagonally. They write the words under the corresponding pictures.

Key: 1 phone, 2 mirror, 3 clock, 4 sofa, 5 mat, 6 lamp.

- **Optional follow-up activity:** Pupils work in pairs, A and B. They cut out the picture cards, shuffle them and place them face down on the table. Pupil A turns over two cards. If they are different, play passes to Pupil B. If they are the same, Pupil A says *The* (items of furniture) *are mine* and has another go. The winner is the player with the most pairs at the end of the game.

Reinforcement worksheet 2

- Pupils read the words and draw the furniture. They then look at the picture of the house and match the furniture to the correct room.

Key: **bedroom:** lamp. **kitchen:** clock, mat. **living room:** sofa, phone. **bathroom:** mirror.

- **Optional follow-up activity:** Pupils work in pairs. They decide on a room and then take it in turns to name all the items they know that are normally found in that room. The pupil who runs out of ideas or repeats a word that has already been said loses, and the other pupil gets a point. They then repeat the process with items found in another room.

Extension worksheet 1

- Pupils look at the two houses and compare them to spot the differences. They use their knowledge to complete the sentences. In the first four sentences the pieces of furniture are given, but in the other sentences, pupils will need to realise which pieces of furniture, not already named, are present in house B but not in house A.

Key: House A: 1 bedroom, 2 bathroom, 3 living room, 4 kitchen. House B: 1 mirror, 2 phone, 3 clock, lamp, 4 sofa, mat.

- **Optional follow-up activity:** Pupils take it in turns to read the sentences. One pupil describes where the lamp is in house A and the other in house B, etc.

Extension worksheet 2

- Pupils use the shape code to help them complete the sentences. They then check their answers either by listening (Track 7) or by comparing with the text in the Pupil's Book. Discuss with the class which alternative answers are valid and which are not.

Key: 1 play, 2 close, count, 3 are, is, tail, under, chair, 4 feet, see, next, 5 in, cupboard, hair, 6 horse.

- **Optional follow-up activity:** Pupils cut out the characters and sentences and stick them in their notebooks according to who says what in the story. Pupils work in groups. They each choose a character and act out the story. Pupils exchange roles.


Song worksheet

- Pupils listen to the song (Track 8) and number the verses.

Key: See Pupil's Book, page 23.


- **Optional follow-up activity:** Pupils work in groups of three. Each pupil cuts out the shoe outlines. Pupil A puts his/her set face down in a pile whilst B and C put their sets face down on the table in front of them. Pupil A turns over the first shoe and sings the verse. Pupils B and C each turn over one of their shoes and whoever finds the corresponding verse takes over the role of singing the lyrics by turning over the next shoe on the pile. If neither B nor C turns over the verse, Pupil A sings the next verse.

Reinforcement worksheet 1




Find and write.


l	m	c	l	o	c	k
a	m	s	a	b	r	t
m	t	i	l	e	e	o
p	i	a	r	b	f	d
c	m	a	t	r	j	l
m	s	o	f	a	o	e
v	p	h	o	n	e	r

1 p h o n e

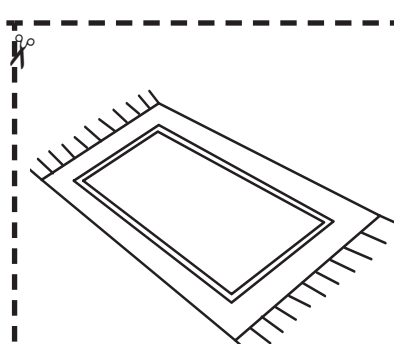
2 _____




3 _____



4 _____




5 _____

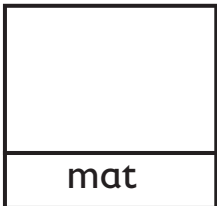
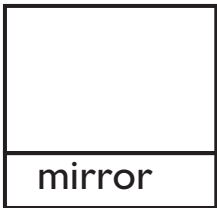
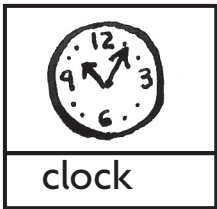



6 _____

Reinforcement worksheet 2



Read and draw. Look and match.

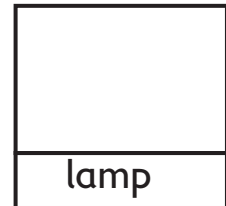
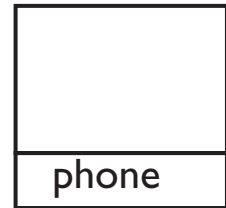
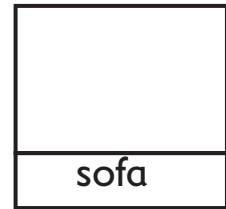


bedroom

kitchen

bathroom

living room




Extension worksheet 1




Look and write.

A



- 1 There's a mat and a lamp in the bedroom.
- 2 There's a mirror in the
- 3 There's a sofa and a phone in the
- 4 There's a clock in the

B



- 1 There's a mirror in the bedroom.
- 2 There's a in the bathroom.
- 3 There's a and a in the living room.
- 4 There's a and a in the kitchen.

Extension worksheet 2



Write and stick.

- see count ~~play~~ is are close
- arm chair horse cupboard tail hair feet
- ▲ in next under

1 Let's ● *play* hide and seek.

2 Trevor, ● your eyes and ● to 20.

3 Where ● they?

Whose ● that ■ ?

I can see you, Monty. You're ▲ the ■

4 Look. Whose ■ are those? Come out, Maskman.

We can ● you ▲ to the bookcase.

5 Marie's ▲ the ■

Look! That's her ■

6 It's a toy ■



Song worksheet



Listen and write. Sing.



Whose are these shoes? ...
Stella! Are they yours? ...
No, they aren't mine! ...

Hmm. Which shoes are Simon's? ...
Which, which, which, which?
Which shoes are Simon's?
The grey ones are his ...



Hmm. Which shoes are Suzy's? ...
Which, which, which, which?
Which shoes are Suzy's?
The red ones are hers ...

SO! Whose shoes are those? ...
Whose, whose, whose, whose?
Whose shoes are those?
Those are Grandpa's ...
Grandpa's?
GRANDPA!

Look at this!
Look at this!

1



Word cards: At home

mat

lamp

clock

phone

mirror

sofa