






Name:

Class:

1

29

Listen and draw lines. There is one example.



2

30

Read the question. Listen and write a name or a number. There are two examples.



Examples

What is the girl's name?

.....Jill.....

How old is she?

.....11.....

Questions

1 What is Jill's mum's name?

.....

2 What is Jill's brother's name?

.....

3 Which class is Jill's brother in at school?

.....

4 How many teachers has Jill got?

.....

5 What's Jill's favourite teacher's name?


.....

Listen and tick (✓) the box. There is one example.

Where's Tom?



A




B




C


1 Which is Jill's dog?



A




B




C


2 Which is Ben's favourite animal?



A



B




C

3 Which is Lucy?



A



B



C

4 What's Mum doing?



A




B




C


5 What's Dad doing?



A




B



C

Listen and colour. There is one example.




Name:

Class:




Look and read. Put a tick (✓) or a cross (X) in the box.
There are two examples.

Examples



This is a fish.




This is a horse.



Questions

1



This is a car.



2




This is a sausage.

3



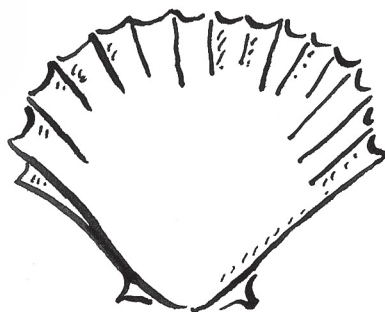
This is a shirt.

4



This is a street.

5



This is a shell.

2

Look and read. Write 'yes' or 'no'.
There are two examples.



Examples

A baby is playing with a ball.

.....no.....

The baby's mum is reading a book.

.....yes.....

Questions

1 There are three boys playing football.

.....

2 The birds are eating.

.....

3 Two girls are playing badminton.

.....

4 One boy has an ice cream.

.....


5 The grandma and grandpa are walking.

.....

3

Look at the pictures. Look at the letters. Write the words.

Example




c o w

(w) (c) (o)

Questions

1



(c) (u) (d) (k)

2



(o) (g) (a) (t)

3



(p) (h) (e) (s) (e)

4



(r) (z) (i) (a) (d) (l)

5




(e) (s) (p) (r) (d) (i)

4

Read this. Choose a word from the box. Write the correct word next to numbers 1–5. There is one example.

A cat



I've got four legs and a long **1** I live in a **2** I eat **3** and I drink **4** I like running after mice but I don't like **5** ! What am I?
I'm a cat.



dogs



cows




~~legs~~



arms



tail



fish



milk




house

5

Look at the pictures and read the questions.

Write one-word answers. There are two examples.



Examples

Which room is the girl in?

the bedroom


Who is with the girl?

her mummy


Questions

1 What is on the chair?


a




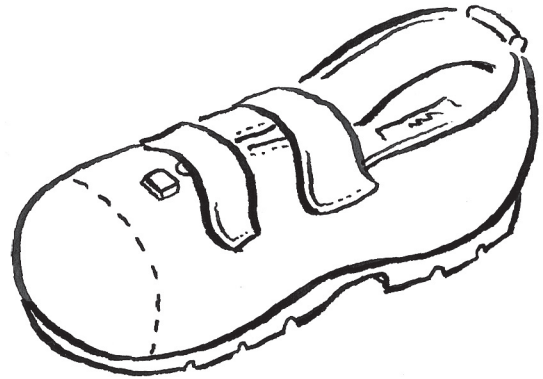





- 2** Where is the girl now? in the
- 3** Where are they going? to the



- 4** What are the mummy and daddy playing?
- 5** What is the girl holding? a





Marking Key

- () = Acceptable extra words are placed in brackets
/ = A single slash is placed between acceptable alternative words within an answer
// = A double slash is placed between acceptable alternative complete answers

Track 29

Page 1: Listening Part 1 (5 marks)

Key: Lines should be drawn as follows:

- 1 Car: by toy shop
- 2 Table: in front of café
- 3 Boy: between café and toy shop
- 4 Bike: under tree
- 5 Woman: in front of hospital

HEADING: *Look at the picture. Listen and look. There is one example.*

MAN: Put the dog in front of the shoe shop.

WOMAN: Put the dog where?

MAN: In front of the shoe shop.

WOMAN: OK.

HEADING: *Can you see the line? This is an example. Now you listen and draw lines.*

1

MAN: Put the car in the street by the toy shop.

WOMAN: Sorry? Where do I put the car?

MAN: In the street by the toy shop.

WOMAN: Right.

2

MAN: Now put the table in front of the café.

WOMAN: The table?

MAN: Yes. Put it in front of the café.

WOMAN: All right.

3

MAN: Please put the boy between the café and the toy shop.

WOMAN: Where?

MAN: Between the café and the toy shop.

WOMAN: Yes, OK. I'll put the boy there.

4

MAN: And now put the bike under the tree.

WOMAN: Pardon? Put the bike where?

MAN: Under the tree.

WOMAN: All right.

5

MAN: And now please put the woman in front of the hospital.

WOMAN: Sorry?

MAN: The woman in front of the hospital.

WOMAN: Right. I can do that.

HEADING: *Now listen again. (The tapescript is repeated.)*

Pages 2 and 3: Listening Part 2 (5 marks)

Key: Sue, 2 Ben, 3 7//seven, 4 9//nine, 5 (Mrs) Brown.

Track 30

HEADING: *Look at the picture. Listen and write a name or a number. There are two examples.*

man: Are you the girl in this picture?

GIRL: Yes.

man: What's your name?

GIRL: Jill.

man: How do you spell that?

GIRL: J I L L.

man: How old are you?

GIRL: I'm eleven.

man: Eleven?

GIRL: Yes, that's right.

HEADING: *Can you see the answers? Now you listen and write a name or a number.*

1

man: Is this your mum in the picture with you?

GIRL: Yes, it is.

man: What's her name?

GIRL: Her name's Sue.

man: How do you spell that?

GIRL: S U E.

2

man: What about this boy? Is he your brother?

GIRL: Yes, he is.

man: What's his name?

GIRL: Ben.

man: Can you spell that, please?

GIRL: Of course. It's B E N.

3

man: Are you and your brother in the same class at school?

GIRL: No. He's in class seven.

man: Sorry? What did you say?

GIRL: He's in class seven.

4

GIRL: I'm at a different school.

man: Do you like your school?

GIRL: Yes, I do. I've got nine teachers.

man: Nine teachers?

GIRL: Yes, and they are all nice.

5

man: Have you got a favourite teacher?

GIRL: Yes, I have. Mrs Brown.

man: Is that B R O W N?

GIRL: Yes, that's right. She's my favourite teacher.

HEADING: *Now listen again. (The tapescript is repeated.)*

Pages 4 and 5: Listening Part 3 (5 marks)

Key: 1 B, 2 B, 3 A, 4 C, 5 A.

Track 31

HEADING: *Look at the pictures. Now listen and look. There is one example.*

Where's Tom?

WOMAN: Can you see Tom?

BOY: Yes, I can.

WOMAN: Is he in the park?

BOY: No, he's in front of the shop.

HEADING: *Can you see the tick? Now you listen and tick the box.*

1 Which is Jill's dog?

GIRL: Has Jill got a dog?

BOY: Yes, she has.

GIRL: Is it the one by the car?

BOY: No, it's in front of the bus.

2 Which is Ben's favourite animal?

MAN: Ben loves animals.

WOMAN: Which is his favourite animal?

MAN: It's got eight legs.

WOMAN: Is it a lizard?

MAN: No, it's a spider.

3 Which is Lucy?

MAN: Is that Lucy wearing a hat?

WOMAN: No, she's wearing a dress.

MAN: Oh, yes. She looks nice.

4 What's Mum doing?

GIRL: Where's Mum?

BOY: Is that her in the garden?

GIRL: Yes. Is she gardening?

BOY: No, she's painting.

5 What's Dad doing?

GIRL: Is Dad with Mum?

BOY: No, he's in the park.

GIRL: Is he playing badminton?

BOY: No, he's playing hockey.

HEADING: *Now listen again.*

(The tapescript is repeated.)

Page 6: Listening Part 4 (5 marks)

Key: 1 a green ball on the car, 2 a pink ball under the bus, 3 a brown ball next to the toy shop, 4 a blue ball under the table, 5 a yellow ball between the hospital and the park.

Track 32

HEADING: *Look at the picture. Listen and look. There is one example.*

MAN: Can you see the ball in the tree?

GIRL: Yes, I can.

MAN: OK. Colour it black, please.

GIRL: Pardon?

MAN: Colour the ball in the tree black.

HEADING: *This is an example. Now you listen and colour.*

1

MAN: Can you see the ball on the car?

GIRL: Pardon? Which ball?

MAN: The one on the car.

GIRL: Oh, yes. I can see it.

MAN: Colour it green.

GIRL: Right. I'm colouring it green now.

2

MAN: Now find the ball under the bus.

GIRL: OK, I can see it. Can I colour it?

MAN: Yes. Colour it pink.

GIRL: Right. A pink ball under the bus.

3

MAN: Look at the ball next to the toy shop.

GIRL: OK, next to the toy shop.

MAN: Can you colour it brown?

GIRL: Brown?

MAN: That's right.

4

MAN: Can you see the ball under the table?

GIRL: Yes, it's nice.

MAN: Colour it blue.

GIRL: A blue ball under the table?

MAN: Yes, that's right.

5

MAN: There's a ball between the hospital and the park.

GIRL: Between the hospital and the park?

MAN: That's right. Colour it yellow.

GIRL: OK. I'm colouring it yellow.

HEADING: *Now listen again.*

(The tapescript is repeated.)

Pages 7 and 8: Reading & Writing Part 1 (5 marks)

Key: 1 X, 2 ✓, 3 X, 4 ✓, 5 ✓

Page 9: Reading & Writing Part 2 (5 marks)

Key: 1 no, 2 yes, 3 yes, 4 yes, 5 no.

Page 10: Reading & Writing Part 3 (5 marks)

Key: 1 duck, 2 goat, 3 sheep, 4 lizard, 5 spider.

Page 11: Reading & Writing Part 4 (5 marks)

Key: 1 tail, 2 house, 3 fish, 4 milk, 5 dogs.

Pages 12 and 13: Reading & Writing Part 5 (5 marks)

Key: 1 hat, 2 car, 3 beach//sea, 4 tennis, 5 shell.

Pages 14 and 15: Speaking (20 marks)

PREPARATION

- Photocopy, colour and cut out the scene on page 128 (enlarge to A3) and the object cards on page 129.
- Mount them on card and laminate them, if possible, for future use.
- Prepare Reinforcement or Extension worksheets or other work for the rest of the class to do while you work with individual pupils on the Speaking test.

PROCEDURE

- Ask the pupil to point out various items in the picture. Say e.g. *Point to the shop / flat / café / park*, etc.
- Ask the pupil to place the object cards at various locations in the picture. Say e.g. *Put the bus on the street*, etc.
- Ask the pupil various questions about the picture and the cards. Say e.g. *What's this? What colour is the ...?* etc.
- Ask the pupil some questions about him/herself. Say e.g. *How old are you? What's your favourite sport?* etc.