

3

Teacher's notes

Reinforcement worksheet 1

- Pupils follow the drawing instructions, answer the question and colour the squares to show the verb pairs.

Key: A star.

- **Optional follow-up activity:** Pupils think of a different shape/route and write the instructions for a friend.

Reinforcement worksheet 2

- Pupils use the visual clues to complete the postcards.

Key: 2 it was sunny, 3 We went in the sea, 4 we were hungry, 5 we drank a lot, 6 we were thirsty, 7 we went to bed, 8 we were tired, 9 I went to the doctor, 10 I had a cold, 11 gave me some medicine, 12 a temperature and an earache, 13 drank a lot, 14 I was hot and thirsty.

- **Optional follow-up activity:** Pupils write a postcard to include at least two *because* clauses. They 'send' them to a friend who can then read the text aloud.

Extension worksheet 1

- It is easier to give each group a dice, but if you haven't got enough, ask them to cut out the spinner, mount it on card and push a pencil through the centre. Pupils also need two counters each, which they can cut out from the worksheet too.
- They throw the dice or spin the spinner twice and count that number of spaces. With the first throw/spin, they put one counter on an adjective and with the second, they put their other counter on a verb. They combine the two to make a sentence, which will make more or less sense depending on the combination! They continue to move up and down the adjective and verb lines with their two counters to form new sentences. If you would like the class to do the optional follow-up activity, ask the pupils to write the sentences that they form.
- **Optional follow-up activity:** In groups, Pupil A begins to read a sentence from the game on the worksheet but stops after *because*. The rest check whether they made a sentence with that verb and those who did take it in turns to read the second half of the sentence. Pupil A decides which sentence he/she prefers. That pupil begins the next sentence.

Extension worksheet 2

- This can be done as a listening exercise (Track 8) or a reading exercise. If you use the audio recording, pause after each frame while the pupils write. Pupils insert the missing vowels. Ask them to count the number of times they have written each letter.

Key: See Pupil's Book, page 33.
A 30, E 51, I 37, O 48, U 6.

- **Optional follow-up activity:** Give pupils two minutes to write as many words as possible beginning with *a* and *o*. The winner is the pupil with the most words.

Song worksheet

- Pupils look at the definitions and write the words. They then use these words to complete the song. They listen to the song (Track 9) to check their answers.

Key: See Pupil's Book, page 31.

- **Optional follow-up activity:** Pupils draw a 10 X 10 grid in their notebooks and design a wordsearch to contain the ten words from the exercise. They swap them with a friend.

Topic worksheet

- Pre-teach words you think the pupils may find difficult and encourage them to look at the pictures to help their understanding. Pupils read the text.
- Pupils design a poster to advertise a concert by the Recycled Orchestra. Remind them to write where and when it will be. They should include some drawings of recycled instruments
- In small groups, pupils decide on their favourite poster and then do the same at a whole-class level.
- **Optional follow-up activity:** Show the film of the Recycled Orchestra found on the internet (also called the landfillharmonic).

Unit
3

Reinforcement worksheet 1

Follow the instructions. What shape can you see?

Draw a line from the past of 'be' to the past of 'see'.

Draw a line from the past of 'go' to the past of 'give'.

Draw a line from the past of 'drink' to the past of 'have'.

Draw a line from the past of 'take' to the past of 'eat'.

Draw a line from the past of 'drink' to the past of 'see'.

Draw a line from the past of 'go' to the past of 'have'.

Draw a line from the past of 'take' to the past of 'be'.

Draw a line from the past of 'give' to the past of 'eat'.

see	do	was / were	did	have	eat
drank	saw	give	drink	took	ate
go	had	take	went	gave	be

Colour the pairs of verbs (past/present) the same colour.

Unit
3

Reinforcement worksheet 2

Look at the pictures. Complete the postcards.

We went in the sea it was sunny we drank a lot we went to bed
we were hungry we were tired we were thirsty ~~I went to the beach~~



Dear Grandma,
On Thursday, (1) I went to the beach with my friends
because (2) (3)
because it was hot and then we ate a lot because
(4) and (5) because
(6) At night, (7)
early because (8)

Love,
Mary

Mrs B
50 Sw
Bristo
BS2 3

I had a cold gave me some medicine I went to the doctor
I was hot and thirsty a temperature and an earache drank a lot



Dear Grandad,
Yesterday (9) because
(10) The doctor (11)
..... because I had (12)
..... I (13) of water because
(14) Now I'm better.

Love,
Paul

Mr J
1 Ros
Londo


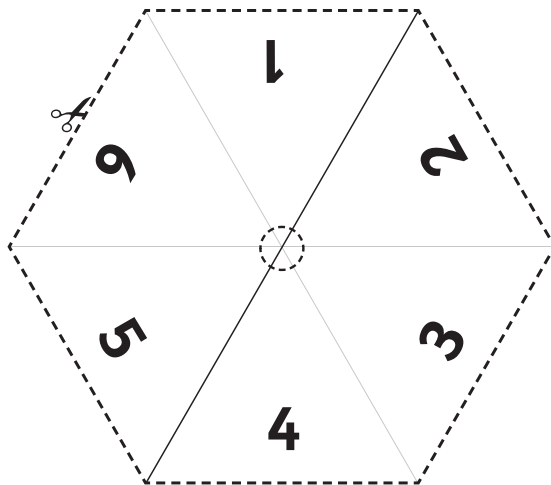
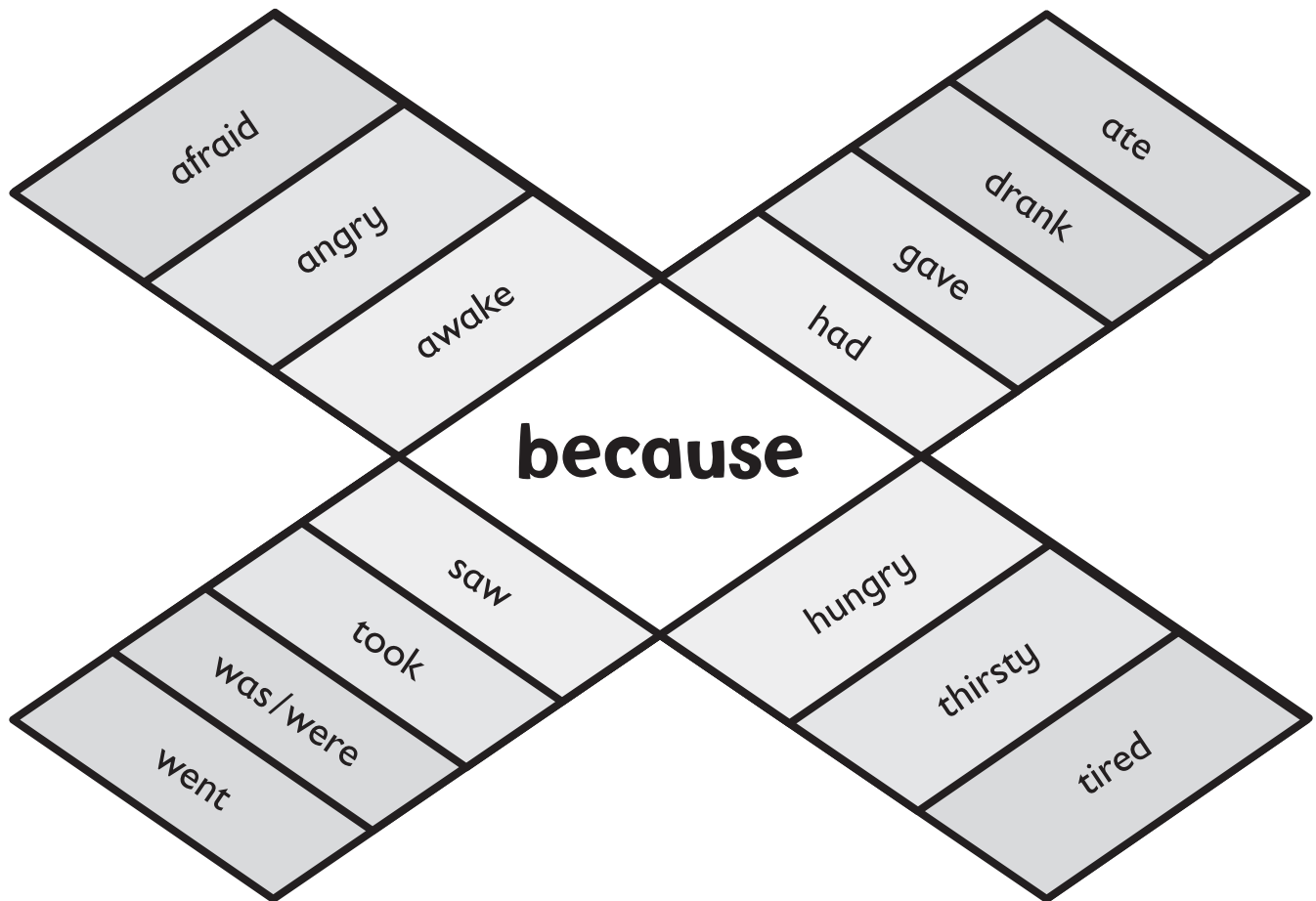
Extension worksheet 1

 **Play the game.**

Move up and down the lines. Write the words where you land.

Make sentences. They can be funny.

I ate a sandwich because I was afraid!



Complete the story.

So, Nick
M_t_rs th_
c_r th_
s_b_ck
n_t_wn.




ps! S_rry 'm l_t.
w_nt t_ th_ h_sp_t_l t_
s_my nt mm. Sh_'s
g_t b_d c_gh.

w_nt t_ th_ h_sp_t_l sh_p.
Th_r_w_s m_n th_r. H_
h_d bl_ck h_r nd_b_g
n_s. th_nk t_w_s N_ck
M_t_rs th_c_r th_f.




n th_
h_sp_t_l?
L_t's g_
th_r_n_w.

r_lly w_nt t_c_tch
N_ck M_t_rs th_s t_m. K_y.



N_pr_bl_m,
L_ck!

C_m_n! W_n_d t_g_
ns d_q_ckly b_f_r h_
r_ns_w_y.



Th_r_h_s!
Th_t's h_m, L_ck!



N_K_y.
h's n_t
N_ck M_t_rs.
H's
d_ct_r.

N_ck M_t_rs sn't ns_d_
th_h_sp_t_l, K_y. H's
ts_d_n th_str_t..
nd...



H's t_k_ng
r_
m_t_rb_k!

Unit
3

Song worksheet



 **Think and write. Complete the song.**

This is the opposite of 'slow'. ... quick ...

One and two make

This is the past of 'do'.

Apples, oranges and bananas are all

This person helps you. He or she works with a doctor.

People eat this more in summer than in winter.

This is the infinitive of 'drank'.

You get this when you eat too much.

Today is Thursday. was Wednesday.

This is the infinitive of 'ate'.

Mummy, Mummy, call the

(1)

I had a (2) but now
it's worse.

What's the matter?

I don't know, but please be (3) quick ,

Don't be slow.

Did you have a party (4) ?

Yes. There was lots to eat and games
to play.

(5) you eat burgers?

Yes, I did.

Did you (6) sausages?

Yes, I did.

Did you (7) lemonade?

Yes, I did.

Did you have (8)
and chocolate too?

I think I know what's the matter
with you!

Take this medicine (9)
times a day,

When you are better, go out
and play!

No more chocolate cake for you
my daughter.

Vegetables, (10)
and a drink of water!



**Listen and check.
Sing.**

Unit 3

Topic worksheet



Read about the 'Recycled Orchestra'.



The 'Recycled Orchestra' is the name of a very special children's orchestra. All the instruments are made out of rubbish! The orchestra comes from the town of Cateura in Paraguay and all the musicians live nearby. The director of the orchestra is Favio Chávez. Favio also works at the rubbish dump. He teaches music to children in the town.

A lot of children came to Favio's lessons to learn music. There were a lot of children but there weren't a lot of instruments! Favio had an idea to make instruments from rubbish! Now, the children don't have to buy new instruments to play in the orchestra, They make violins, cellos and other instruments from old paint and oil cans, wood and other rubbish. All the instruments are recycled!

Now there are 35 children in the orchestra. They work very hard. They travel to different countries around the world to play in concerts. People love watching them!



Make a poster for a 'Recycled Orchestra' concert. Draw pictures of some instruments. Remember to put where the concert is and when it is.

Word cards: Health matters



ate

drank

gave

had

saw

took

was

went

were