



Teacher's notes

Reinforcement worksheet 1

- Pre-teach: *cocoa beans, jungle, smell, cotton*. Pupils read the advertisement and complete the gaps with the *made of* structures provided. Then they unscramble and answer the questions. Pupils talk about question 3.

Key: 1) 2 is not / isn't made of, 3 is made of, 4 are made of, 5 are not / aren't made of, 6 are made of. 2) 1 What is the river made of? (chocolate) 2 What can you do in the afternoon? (go to Chocolate School) 3 What is chocolate made from? (cocoa beans).

- **Optional follow-up activity:** Pupils work in groups and write a similar advertisement for a Museum of Sweets.

Reinforcement worksheet 2

- Look at the examples. Point out to pupils that we don't use -s on the end of adjectives, even with plural nouns. Pupils make noun phrases from the nouns and adjectives and number the pictures. They then read the description to find the *What am I?* object, using the alphabet number code.

Key: 1) 3 a plastic toy, 4 metal keys, 5 a silver ring, 6 a cardboard box, 7 glass bottles, 8 a gold crown, 9 wool sweaters. 2) (From left to right) 4, 1, 9, 2, 7, 8. 3) The object is a **wooden table**. Point out *wooden* not *wood*.

- **Optional follow-up activity:** In pairs, pupils give clues about the objects in the list e.g. where you put it / what you put in it / what you do with it / where you find it. Their partner guesses what the object is.

Extension worksheet 1

- Pupils work out the missing word in each sentence and cross them out on the wall. Then they find three things that can be made with each of the four crossed out materials.

Key: 2 wool 3 paper, 4 wood, 5 nylon, 6 hair, 7 metal, 8 stone, 9 sand, 10 fur, 11 plastic. The line of crossed out words is: paper, wool, plastic, nylon.

- **Optional follow-up activity:** Pupils list which things are natural and which things we make. (Natural: *oil, wood, hair, stone, sand, fur, rubber, bone, wool*. Things we make: *glass, metal, paper, nylon, plastic, sugar, chocolate*.)

Extension worksheet 2

- Pupils listen to the instructions and colour, write and draw. They need the following four colours: green, red, yellow, orange.

Key: 2 green box containing comics, 3 PAPER written on left hand recycling bin, 4 yellow car nearest street corner, 5 red door next to man, 6 orange cat drawn in tree with round leaves.

Tapescript. FCH: Look at this picture of my family.

M: That's good, Daisy. What are they doing?

FCH: They're at the new recycling bins. My mum and my brothers are putting things in them.

M: This picture's in black and white. Do you want to colour it?

FCH: OK. I can colour my brother Nick's T-shirt.

M: Which boy is he?

FCH: He's putting a bottle into the bin on the right.

M: OK. Why don't you colour his T-shirt black?

Can you see the black T-shirt? This is an example.

Now you listen and colour and draw and write.

M: Can you recycle lots of different things there?

FCH: Yes, my mum's holding plastic things in her box.

M: And there's a box full of paper on the ground.

FCH: Our old comics are in that box. We've got lots!

M: You could colour that box green.

FCH: OK.

M: There's no writing on the big recycling bins.

FCH: I know. Shall I write on one of them?

M: You could write PAPER on that one on the left.

FCH: That's a good idea. I'm doing that now.

M: Your family has a lot of things to recycle.

FCH: Yes. And they're very heavy too. We took them to the recycling bins in the car.

M: Is your car in the picture?

FCH: Yes. It's the one nearest the corner. It's yellow. I love it.

M: Well, I think you should colour your car too.

M: Who's that man? Is that your dad?

FCH: No, it's my friend May's dad. He's standing by their front door. Shall I colour the door?

M: OK. What colour is their door?

FCH: It's red.

M: That's a nice colour. Yes, do that.

FCH: My cat was in the street that day, too.

M: Where was it?

FCH: In a tree. It likes sitting there.

M: I can't see it.

FCH: No. It hides in the tree with the round leaves.

M: I think it should be in the picture. Why don't you draw it in its favourite tree?

FCH: OK. And now I'm going to colour my cat orange.

M: That's a very nice picture of your family, Daisy.

- **Optional follow-up activity:** Pupils ask each other questions about the picture, e.g. *Where are the people? What are the houses made of?* or describe things for the others to guess, e.g. *The small boy's got it in his hand.*

Song worksheet

- Pupils listen to the song and find materials + objects as in the example. Pupils then choose any three objects from the song, draw pictures and label them.

Key: a glass bowl, a wooden table, a grass skirt, a silver box, a gold watch, a wool scarf, paper books / card book covers.

- **Optional follow-up activity:** Write four columns on the board headed *metal, glass, wood, silver*. Elicit things made of each material and make lists on the board. Pupils replace the objects in the song. For example, instead of *This chair is made of metal*, they can write *This box is made of metal*.

Topic worksheet

- Ask pupils to look at the picture of the landfill. What do they imagine is in there? Pre-teach: *rubbish, landfill, throw away, decompose, hot dogs, underground, crazy*. Pupils read the article and underline three interesting facts and discuss. Then pupils list ten things they and their family threw away this week.
- **Optional follow-up activity:** Pupils draw a landfill with the things that they throw away and label the objects inside it. In groups, they discuss their ideas for recycling them instead.

- 1 Read about the Museum of Chocolate! Complete the sentences with *is made of* / *isn't made of* / *are made of* / *aren't made of*.

Museum of Chocolate

Do you like chocolate? Would you like to learn how chocolate is made? Come to the Museum of Chocolate!

You can see our museum by boat! You travel along the river and learn how chocolate is made. We have good boats, but don't fall in the river. The river (1) *is made of* chocolate!

Don't miss Chocolate School in the afternoon. If you like art, you can learn how to paint and write with chocolate! If you prefer geography, walk through our jungle to find cocoa beans. Chocolate is made from cocoa beans. The jungle (2) chocolate, but it smells beautiful!

Finally, don't forget to visit the Choc-Shop! Buy a present that (3) chocolate. Our toys, pictures and books (4) chocolate! But some presents in the Choc-Shop (5) chocolate. The T-shirts, for example, (6) cotton!



- 2 Write the questions. Then answer them.

1 What / made / of / river / is / the / ?

.....

2 can / do / you / afternoon / the / in / ? / What

.....

3 chocolate / from / made / is / What / ?

.....

- 3 Which 'Chocolate School' class would you like to go to? Why?

Reinforcement worksheet 2

1 If ...

we call it/them ...

1 a bag is made of paper,

..... a paper bag

2 shoes are made of leather,

..... leather shoes

3 a toy is made of plastic,

.....

4 keys are made of metal,

.....

5 a ring is made of silver,

.....

6 a box is made of cardboard,

.....

7 bottles are made of glass,

.....

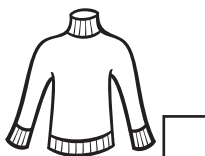
8 a crown is made of gold,

.....

9 sweaters are made of wool,


.....

2 Number the pictures.



3 What am I? Read the description and use the code.

I am made of wood. I live in your classroom and in your house.
And you use me every day when you write and eat!



— — — — —
1 23 15 15 4 5 14 20 1 2 12 5

Unit 5

Extension worksheet 1



1 Complete the sentences and cross out the materials on the wall.

- 1 Bottles are usually made of plastic or glass.
- 2 We get from sheep.
- 3 This worksheet is made of
- 4 Paper and card are made from !
- 5 The word comes from the names of two cities:
New York and London.
- 6 Fur comes from animal
- 7 Gold and silver are two types of
- 8 Castles were often made of, wood or brick.
- 9 Glass is made from a kind of
- 10 Very warm clothes can be made of wool or
- 11 Pens and rulers are usually made of


glass	hair	stone	bone
sugar	oil	chocolate	fur
paper	wool	plastic	nylon
wood	metal	rubber	sand

2 Which four crossed out materials form a line?
Write three things you can make with each of them.

- 1 :
- 2 :
- 3 :
- 4 :



- 10 Listen to Daisy. She's talking to her teacher. Colour the things you hear in the picture and write and draw.



Unit 5

Song worksheet



1 Listen and read. Write 8 of the things in verses 2, 3 and 4.

- | | | | |
|---|---------------------------|---|-------|
| 1 | a metal chair | 5 | |
| 2 | | 6 | |
| 3 | | 7 | |
| 4 | | 8 | |

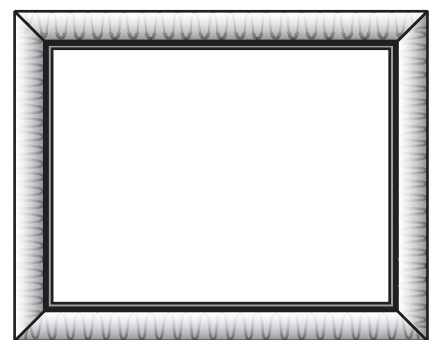


1 Everything's material,
Everything we see.
From rocks, plants or animals,
Or from a factory.

4 Books are made of paper,
Their covers are made of card.
Some things are made of plastic,
Which can be strong and hard.


2 This chair is made of metal,
That bowl is made of glass.
This table's made of wood,
And that skirt's made of grass.

3 This box is made of silver,
That watch is made of gold.
This scarf is made of wool,
And I wear it when it's cold.

2 Draw three things from the song. Colour and label them.



.....



Landfill – a place where rubbish is buried underground

1 Read about landfills. Underline 3 interesting facts.

Imagine you are an archaeologist, but not one like Diggory Bones. He digs up bones and studies people from a long time ago. You study our rubbish now! Every day we throw away lots of things, like paper, metal, plastic and grass. So you dig up the places where we put our rubbish, *landfills*, to see what's inside!

Would you like to look at our rubbish under the ground? It's very interesting. When one archaeologist dug up landfills in the USA, he found some old newspapers. He was surprised because they were 30 years old but he could still read them! He also found five hot dogs. But he didn't eat them!

The archaeologist found out that some things take much longer to decompose than he thought. He found grass, for example, which was not yellow. It was still green after many years.

This is a problem. There isn't very much more space underground for our rubbish. We put a lot of paper in landfills. This is crazy, because it is easy to recycle. If we recycle paper, there's more space underground for things we can't recycle. So please don't throw paper away!

2 Make a list of ten things that you and your family threw away this week.

.....

.....

.....

.....

.....

.....

.....

.....

.....

.....