

Grammar reference

Activity Book

AB86. Complete the sentences.

Key: 2 mustn't, 3 don't, 4 Shall, 5 should, 6 Let's

AB86. ACTIVITY 1. Write questions. Answer.

Key: 2 Are they going to see a film? Yes, they are. 3 Are you going to do your homework? Yes, I am. / Yes, you are. 4 Is she going to be in the play? No, she isn't. 5 Are we going to play tennis? No, we aren't. 6 Is he going to read a book about dragons? Yes, he is.

AB86. ACTIVITY 2. Read and write.

Key: 2 No, she won't. She'll eat special food. 3 No, I won't. I'll wear a skirt. 4 No, they won't. They'll fly to Mars. 5 No, we won't. We'll leave next month. 6 No, there won't. There'll be a lot of robots.

AB86. ACTIVITY 3. Read and match.

Key: 2 f, 3 c, 4 e, 5 b, 6 a

AB86. ACTIVITY 4. Read and circle the answer.

Key: 2 aren't, 3 much, 4 enough, 5 many, 6 much

AB87. ACTIVITY 5. Complete the sentences. Write 'for' or 'since'.

Key: 2 for, 3 for, 4 since, 5 for, 6 since

AB87. ACTIVITY 6. Complete the sentences.

Key: 2 something, 3 no-one, 4 any, 5 somewhere, 6 anything

AB87. ACTIVITY 7. Read and order the words.

Key: 2 I may leave the disco early because I'm tired. 3 They may not have time to finish their project.

AB87. ACTIVITY 8. Write the sentences in the present perfect. Use the words given.

Key: 2 He hasn't been to New York yet. 3 I've already tidied my room. 4 Have you written that email yet? 5 He's just woken up. 6 They've already finished the book.

Flyers practice test key

LISTENING

Part 1 – 5 marks

Lines should be drawn between:

- 1 Katy and woman in uniform, talking with pilot.
- 2 William and man in suit with suitcase, walking with woman in spotted skirt.
- 3 Sue and woman in black and white spotted dress with pink suitcase.
- 4 Jack and boy in shorts, opening rucksack, ticket in hand.
- 5 Emma and girl in blue shorts, sitting by heap of luggage.

Part 2 – 5 marks

2 DOWLER; 3 Silver; 4 Tuesday(s); 5 6 / six (o'clock/pm) / 18.00; 6 356 401

Part 3 – 5 marks

ring H; comb G; diary F; keys A; gloves B

Part 4 – 5 marks

1 B; 2 C; 3 B; 4 C; 5 A

Part 5 – 5 marks

- 1 Colour face of sitting man holding bowl – pink
- 2 Draw a third pyramid to right of others – colour orange
- 3 Write 'SUNNY' above 'HOLIDAYS' on bus
- 4 Colour small camel leading others – brown
- 5 Colour largest leaf on smallest tree – green

READING AND WRITING

Part 1 – 10 marks

1 a post office; 2 an octopus; 3 a museum; 4 dentists; 5 a puppy; 6 astronauts; 7 a university; 8 cooks; 9 a frog; 10 a police station

Part 2 – 7 marks

1 no; 2 no; 3 no; 4 yes; 5 no; 6 no; 7 yes

Part 3 – 5 marks

1 D; 2 A; 3 H; 4 C; 5 F

Part 4 – 6 marks

1 clever; 2 tent; 3 whispered; 4 wet; 5 feel; 6 Fun with the clowns

Part 5 – 7 marks

1 Saturday; 2 the garden; 3 a (very) (big) snowball; 4 a carrot; 5 to finish (the snowman); 6 (her friend) Vicky; 7 a mouth

Part 6 – 10 marks

1 this; 2 which; 3 they; 4 some; 5 where; 6 to; 7 up; 8 must; 9 has; 10 after

Part 7 – 5 marks

1 Do (or Can); 2 played; 3 sent; 4 of; 5 is

Flyers practice test audio script

CD 4, 17 Pupil's Book. Flyers practice test. Page 88.

Listening.

Part 1.

Listen and look. There is one example.

MAN: It's a busy day at the airport.

GIRL: Yes, Uncle Richard. Lots of people are going on holiday.

MAN: That tall boy there in the blue shorts is in your class, isn't he?

GIRL: Oh, yes. That's Harry!

Can you see the line? This is an example. Now you listen and draw lines.

MAN: Those two girls are taking a lot of heavy bags.

GIRL: Oh, one of them is Emma!

MAN: Which one? The girl in the striped T-shirt?

GIRL: No, that's her older sister. Emma's T-shirt isn't striped.

MAN: Hmm, that boy near them has got a problem, I think.

GIRL: Oh, it's Jack! He's opening his rucksack.

MAN: Has he forgotten his ticket?

GIRL: No – I can see it in his hand.

MAN: Some people aren't on holiday. Can you see the man who's carrying a black suitcase?

GIRL: Yes.

MAN: Well, his name's William. He works in my office, and he's flying to Paris today for a business meeting.

GIRL: Is his wife going with him?

MAN: Yes.

GIRL: Lots of people work in this airport, don't they?

MAN: Yes. That man and woman wearing uniforms both work here.

GIRL: Those two who are talking? Are they pilots?

MAN: Well, he is, but she works in the bank. Her name's Katy.

GIRL: Oh, look! Here comes Aunt Sue now!

MAN: Where? I can't see her.

GIRL: She's wearing a lovely black and white spotted dress and she's got a pink suitcase.

MAN: Oh, yes. That's all new. She's been shopping. Has she bought any presents for us, do you think?

CD 4, 17 Now listen to Part 1 again.

[Continue audioscript]

CD 4, 18 Pupil's Book. Flyers practice test. Page 89.

Listening.

Part 2.

Listen and look. There is one example.

PETER: Hello, Sally. Peter here – David's dad. Have you got a minute, please? I want to ask you some questions.

SALLY: Fine, Peter. What's it about?

PETER: Well, your children have got a Music teacher, haven't they? What does she teach them to play?

SALLY: They have guitar lessons.

PETER: Excellent! That's what our David wants to learn. Can you tell me more about her? I'll write it all down.

SALLY: OK. She's a very good teacher. Our children love her.

Can you see the answer? Now you listen and write.

PETER: First, what's her name?

SALLY: It's Betty Dowler. That's D-O-W-L-E-R.

PETER: Good. I've got that. Does she teach at home?

SALLY: Yes, she does. She lives at 45 Silver Street. Do you know where that is?

PETER: I think so. It's near the library, isn't it?

SALLY: That's right. Now, she doesn't teach every day. There are no lessons at weekends or on Wednesdays. Sorry, that's wrong – I mean Tuesdays.

PETER: OK. And what times does she teach?

SALLY: In the evenings, after six o'clock.

PETER: Good. That's fine for us. Last thing. Do you have her telephone number, please?

SALLY: Yes. I think I can remember it. Mmm, let's see. Is it 353 289? No, that's someone else ... OK, here it is – 356 401.

PETER: Great. Thanks a lot, Sally. I'll phone her now.

CD 4, 18 Now listen to Part 2 again.

[Continue audioscript]

CD 4, 19 Pupil's Book. Flyers practice test. Page 90.

Listening.

Part 3.

Listen and look. There is one example.

Where did the baby put these things?

MICHAEL: How old is your little boy, Mrs Cook?

MRS COOK: Sam's two now, Michael. He can walk and talk, and he does lots of funny and naughty things. He loves hiding things so his dad and I can't find them. Yesterday he put my mobile phone in the bin in the kitchen. I looked for it for an hour!

Can you see the letter 'C'? Now you listen and write a letter in each box.

MICHAEL: What else has he done? I like hearing about him!

MRS COOK: Oh, one day he picked up my keys. Then he went out to play in the garden and he dropped them there. I found them when I took him a cup of milk.

MICHAEL: Are you angry with him when he hides things?

MRS COOK: No, Michael! He's only a baby! But sometimes I have to laugh. One day I left my handbag on the floor in the hall, and he opened it and took my diary. Guess where he put it! In the cooker! I was very surprised when I opened the door to put our dinner in!

MICHAEL: Does he just hide *your* things?

MRS COOK: Oh, no! One day he found his grandma's comb and put it in the toy cupboard. We looked for it everywhere!

MICHAEL: Did she mind?

MRS COOK: No. It was just an old one. It wasn't important. But one day I had some new gloves and I wanted to put them on because it was cold. I couldn't find them, so I had to go out without them. Later, I found them in the pocket of his dad's jacket.

MICHAEL: And naughty Sam put them there! What's the worst thing he's ever done?

MRS COOK: Oh, that's easy! Once I put my gold ring on a shelf in the bathroom, and I forgot to put it on again. Sam found it and threw it in the toilet!

MICHAEL: Oh, no! Did you get it back again?

MRS COOK: Yes, look. I'm wearing it now.

CD 4, 19 Now listen to Part 3 again.

[Continue audioscript]

CD 4, 20 Pupil's Book. Flyers practice test. Pages 91 and 92. Listening. Part 4.

Listen and look. There is one example.

How will Fred help his mum?

MUM: Fred, you know my cousin Mary's coming to visit us today?

Can you help me with something?

FRED: OK, Mum. What shall I do? Can I go to the shops for you?

MUM: Oh, I've done that and I've already cleaned the house.

Could you help make lunch for us?

FRED: Great! I like doing that!

Can you see the tick? Now you listen and tick the box.

1 What will they have for lunch?

FRED: What are we having for lunch, Mum?

MUM: I've got some nice fish. Will you make a salad for us to eat with it?

FRED: OK. Can we have chips too?

MUM: Not today. But we can have some ice cream.

FRED: Yes, please!

2 What does Mary look like?

FRED: I don't remember your cousin Mary. Does she look like you?

MUM: Well, her hair is brown, like mine.

FRED: Is it curly, like yours?

MUM: No, it isn't. And Mary's eyes are blue, but mine are brown.

3 What time will Mary's train arrive?

FRED: What time is she going to come?

MUM: Oh, Mary lives a long way from here. She's getting a train at 9.30 and it will take three hours to get here.

FRED: So she'll be at the station at half past twelve.

MUM: Yes. At quarter past twelve we'll go to meet her in the car, and then we can have lunch at one o'clock.

4 What's Mary's job?

MUM: Mary's going to stay with us for three days. Then she has to go back to work.

FRED: Where does she work?

MUM: In a big hospital.

FRED: Oh. Is she a doctor?

MUM: No. She's a secretary there. And her husband is a nurse. They both work very hard.

5 What will they all do together?

FRED: Can we take Mary to the beach, Mum? That would be fun!

MUM: Oh, Fred, I'm afraid it's too cold for that! But we could go to the cinema tomorrow evening. Would you like that?

FRED: Oh, yes! Then Dad can come too.

MUM: Yes. And tomorrow morning Mary and I can go shopping when you're at school.

CD 4, 20 Now listen to Part 4 again.

[Continue audioscript]

CD 4, 21 Pupil's Book. Flyers practice test. Page 93.

Listening.

Part 5.

Listen and look at the picture. There is one example.

MAN: Hello, Daisy. Would you like to colour this picture? These people are driving through the desert in a kind of bus.

GIRL: I see. Have they stopped to have a drink? There's some water here.

MAN: Yes. You get thirsty in the desert. It's very hot.

GIRL: Yes, but look ... there is a cloud in the sky. Can I colour it grey?

MAN: Yes, OK.

Can you see the grey cloud? This is an example.

Now you listen and colour and draw and write.

1 MAN: Two people are sitting on the ground by the trees.

GIRL: Yes. One of them is holding a bowl. Shall I colour that?

MAN: No. Colour his face.

GIRL: OK. I'll make it pink because he's feeling very hot and tired.

2 GIRL: Can I draw something now?

MAN: Yes, of course you can. First, look for the pyramids.

GIRL: OK. I've found them.

MAN: Well, draw another one next to them and – listen carefully – put it on the right.

GIRL: OK. Shall I colour it, too?

MAN: Yes. Make it orange.

3 MAN: Would you like to write something now?

GIRL: OK. Where shall I do that?

MAN: On the bus, please. Can you see the word 'HOLIDAYS'?

GIRL: Yes.

MAN: Well, write 'SUNNY' above that.

GIRL: OK. I'm writing it now.

4 MAN: Can you see the camels?

GIRL: Yes. There are four.

MAN: That's right. Now find one of the baby ones.

GIRL: The one that's following the others?

MAN: No, – the one that's walking in front of them. Colour it brown.

5 MAN: Now we must find one last thing to colour.

GIRL: Can I colour something green? I'd like to use my favourite colour.

MAN: OK. Look for the biggest leaf on the smallest tree, and colour that.

GIRL: Great. The picture looks good now, doesn't it?

CD 4, 21 Now listen to Part 5 again.

[Continue audioscript]

Flyers practice test

Listening

Part 1 5 questions

17 Listen and draw lines. There is one example.

Katy Harry Helen William


Sue Jack Emma

The illustration depicts an airport terminal. In the background, a white airplane is parked on the tarmac. A clock on the wall shows the time is 3:30. A pilot in a blue uniform stands on the left. A check-in desk on the right has a staff member in a blue uniform and a passenger in a green and white striped shirt. In the foreground, several people are walking with luggage. Labels for people are placed around the scene: Katy (a woman in a black dress with white polka dots), Harry (a man in a blue striped shirt and blue shorts), Helen (a woman in a white jacket and black skirt with white polka dots), William (a man in a grey suit), Sue (a woman in a grey suit), Jack (a man in a blue jacket and tan pants), and Emma (a woman in a red shirt and blue skirt). A young boy with red hair is kneeling on the floor, packing a backpack.

Part **2** 5 questions



Listen and write. There is one example.



The music teacher

- 1 **Teaches:** the _____ guitar _____
- 2 **Name:** Betty _____
- 3 **Address:** 45 _____ Street
- 4 **No lessons:** weekends or _____
- 5 **Lesson times:** after _____
- 6 **Phone number:** _____


Part 3 5 questions

19
CD4


Where did the baby put these things? Listen and write a letter in each box. There is one example.




mobile phone C



ring



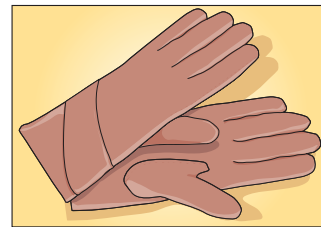
comb



diary



keys



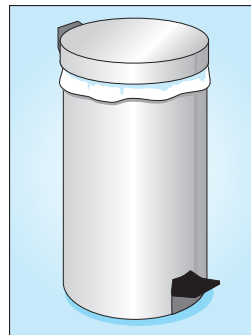
gloves




A



B




C



D



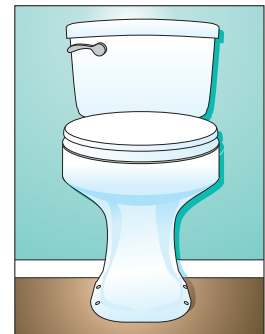
E



F



G



H

Part 4 5 questions



Listen and tick (✓) the box. There is one example.

How will Fred help his mum?



A




B




C


1 What will they have for lunch?



A




B



C


2 What does Mary look like?



A

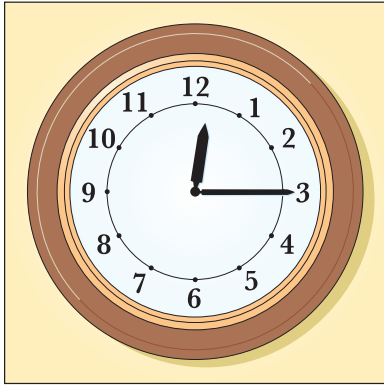


B




C


3 What time will Mary's train arrive?



A



B



C


4 What's Mary's job?



A




B



C


5 What will they all do together?



A



B




C

Part 5 5 questions

21
CD4

Listen and colour and draw and write. There is one example.



Part 1 10 questions

Look and read. Choose the correct words and write them on the lines.
There is one example.

astronauts

We see actors on TV, in movies and sometimes in this place.

----- a theatre -----

a frog

1 You go to this place to buy stamps and to post letters and postcards.

a university

2 This animal lives in the sea and it has eight legs.

cooks

3 In this place you can sometimes see extinct animals.

an octopus

4 These people can help you when you have toothache.

a theatre

5 When this young animal grows older, it is called a dog.

a fire station

6 These people have to be very brave because they go into space in rockets.

a whale

7 You can study different subjects, like Maths and Geography, in this place.

a kangaroo

8 These people work in the kitchens of places like restaurants and hospitals.

a hotel

9 This small green animal is very good at jumping.

a puppy

10 If someone steals something from you, you should go to this place.

a museum

a post office

a police station

dentists

Part 2 7 questions

Look and read. Write **yes** or **no**.



Examples

Two of the children are watching a film which is about dinosaurs. ----- yes -----

The youngest child is playing with a toy car on the floor. ----- no -----

Questions

1 The dinosaurs in the film are swimming across a river. -----

2 The smaller dinosaur in the film has got a longer neck than the bigger one. -----

3 There's an empty glass next to the woman on the sofa. -----

4 In the film, two people are running away from the fire. -----

5 The woman with blonde hair is holding a plate of food in her hands. -----

6 The man who is sitting in the armchair is reading a newspaper. -----

7 The girl who is nearest the TV is wearing a yellow skirt and black tights. -----

Part 3 5 questions

Helen is talking to Sarah, a singer who is visiting her school.
What does Sarah say?

Read the conversation and choose the best answer.
Write a letter (A–H) for each answer.

You do not need to use all the letters.

Example



Helen: When did you start singing?



Sarah: B

Questions



1 Helen: Do you write the songs that you sing?



Sarah:



2 Helen: How many songs have you written?



Sarah:



3 Helen: Have you done any other jobs?



Sarah:



4 Helen: Do you enjoy being a singer?



Sarah:



5 Helen: Please will you sing something for us?



Sarah:



- A** I don't know. Hundreds!
- B** I can't remember. I was very young! **(Example)**
- C** I love it! It's the best job in the world.
- D** Usually, but not always.
- E** It's hard to write good songs.
- F** Of course I will!
- G** Yes, they can.
- H** Once I worked in a café.

Part 4 6 questions

Read the story. Choose a word from the box.
Write the correct word next to numbers 1–5. There is one example.



It was my birthday last weekend and Dad took me to a circus. I love seeing animals and people who do (1) things. We saw some horses that jumped over boxes and danced, and a beautiful girl on a very high swing.

The circus was in a big (2) and after an hour it got hot.

'I've got a headache,' I (3) to Dad. 'Can we go?'

'Just wait a minute,' he said. 'The clowns are coming now and they're your favourites.'

Then two clowns ran in. One of them pointed at me and said,

'I need a child to help me. Come on!'

He gave me some water and we threw it at the other clown. We all got very

(4) , but everyone laughed a lot.

When I sat down again, Dad said, 'Do you (5) OK now?'

'Yes,' I said. 'All that cold water made my headache better.'

Example

weekend	heavy	sounded	wet	rucksack
whispered	clever	feel	tent	office

(6) Now choose the best name for the story.
Tick one box.

Fun with the clowns

A sad birthday

A visit to the zoo

Part 5 7 questions

Look at the picture and read the story. Write some words to complete the sentences about the story. You can use 1, 2, 3 or 4 words.

The hungry snowman



My name is Anna. I live in a village in the mountains with my parents and my brother, Robert. Last Saturday it snowed, but on Sunday the sky was blue and it was a lovely day. Robert said, 'Let's make a snowman!' We put on our coats and hats and ran into the garden. We made a very big snowball for the snowman's body and a smaller one for his head.

Then Robert said, 'I'm going to get something.' He went to the kitchen and brought a carrot for the snowman's nose and two potatoes for his eyes. Mum came outside to look at the snowman and said, 'Would you like to stop work for a minute and have a snack?' She brought us hot drinks and some cookies. I said, 'Let's finish the snowman first and eat the cookies later.' We gave him an old scarf and arms made of wood from a tree.

Then my friend Vicky phoned me and I went into the house and talked to her for a long time. When I came out again, I said, 'We can eat the cookies now, Robert', but I couldn't find them. 'Where are they?' I asked. 'They've gone,' he said. 'The snowman ate them all.' 'That's strange,' I said, 'because the snowman hasn't got a mouth!'

Examples

Anna lives in *a village* in the mountains.

..... *Robert* is Anna's brother.


Questions

- 1 It snowed but Sunday was a lovely day.
- 2 The children went into to make a snowman.
- 3 The snowman's body was
- 4 Anna and Robert used to give the snowman a nose.
- 5 Anna wanted first and eat the cookies later.
- 6 Anna talked to for a long time.
- 7 The snowman couldn't eat because he didn't have !

Part 6 10 questions

Read the text. Choose the right words and write them on the lines.

Farms



- Example** People who live in cities usually buy **their** food in supermarkets,
1 but most of food comes from farms. On farms we can see
plants and animals in the fields. Farmers get milk from cows and eggs from
2 chickens, they send to shops and markets. Sometimes
3 make butter and cheese from milk.
- 4 In hot countries, farmers can grow fruit, like oranges and
lemons. In colder places, there are sheep farms. Sheep can live on high hills,
5 they eat grass. They give us wool for our clothes
6 and meat eat.
- 7 Farmers have to work hard. They get early in the morning
8 and work outside all day. Plants have water, so farmers
like rain. When it is very hot, their fields get too dry. Sometimes lots of insects
or animals like rabbits come and eat all the plants. Then the poor farmer
9 nothing to sell.
- 10 Farmers also help to look the environment and all the
beautiful flowers, birds and butterflies that we enjoy when we visit the
countryside.

Example	their	his	our
1	these	this	those
2	which	what	than
3	they	he	it
4	any	every	some
5	what	where	who
6	to	for	by
7	up	in	with
8	want	could	must
9	have	having	has
10	at	after	over

Part 7 5 questions

Read the email and write the missing words. Write one word on each line.



Hello, Nick!

Example I've got some great news!

1 you remember the afternoon in the summer holidays
2 that we spent in the park? We met our friends and
football with them. I took lots of photos.

3 Well, I one of the photos to a magazine that had a
4 competition. Guess what! It won and it was a photo
you!

I won a very expensive new camera. I want to learn to take better photos
5 with it, so Mum going to find a teacher for me.

See you soon!

Alex

