



Teacher's notes

Reinforcement worksheet 1

- Explain that in the past people have made predictions about the future and that sometimes these have not come true. Use the first sentence to discuss this with the class. Pupils complete the sentences using *will/won't*.

Key: 2 won't have, 3 will speak, 4 won't go ... will stay, 5 won't buy, 6 won't drive, 7 won't find, 8 will study ... won't learn.

- Finally, pupils match the sentences with the pictures. Ask pupils to read the predictions one more time. Which ones were wrong? (All, except number 8. Some children study at home with computers.)

Key to pictures: a 6, b 3, c 8, d 4, e 1, f 7, g 5, h 2.

- **Optional follow-up activity:** Pupils imagine that they are studying at home with computers. In pairs or small groups, ask them to write three good things and three bad things about not going to school. Elicit some ideas first (e.g. we won't see our friends, we'll get bored, etc.). If necessary, write these grammar structures on the board: *will + can = will be able to; won't + must = won't have to*.

Reinforcement worksheet 2

- Pupils first complete the sentences. They then follow the numbers to join their answers from Activity 1 on the word grid to create a shape.

Key: 2 Astronauts, 3 spaceplanes, 4 Engineers, 5 businessman, 6 tourists, 7 Earth, 8 Moon, 9 air.

- Pupils write a sentence using the word *rocket*.
- **Optional follow-up activity:** Pupils make up a similar word puzzle to make a different shape. They swap puzzles with a friend.

Extension worksheet 1

- Pupils put the tourist's questions in order. They then match them with five of the travel agent's answers. Finally, pupils add three questions of their own using *will*.

Key: 1 Will we be able to see the Earth? = c, 2 Will it be cold in space? = g, 3 How much will the trip cost? = a, 4 How long will the flight be? = e, 5 Where will we sleep at night? = b.

- **Optional follow-up activity:** Pupils work in pairs. Pupil A takes the role of a travel agent. Pupil B pretends to be a tourist and asks eight questions about the trip to space (the five original questions, together with the three that he/she has written). Pupils change roles and ask and answer the other pupil's questions. They could act it out for the others.

Extension worksheet 2

- Pupils read the advert about school trips. They then complete the sentences with up to four words.

Key: 2 in an interesting way, 3 on the Moon, 4 an astronaut, 5 won't have to wear, 6 Space Station Hotel, 7 will eat.

- **Optional follow-up activity:** Pupils write a similar advert for school trips to the Moon. They can turn these into brochures and display them for the class to read.

Song worksheet

- Pupils read the song and decide if the predictions are true or false. Ask pupils to correct the false ones. Pupils then draw a smiley emoticon next to the three predictions they like best. You could follow this with a class vote to find out the favourite. Finally, pupils sing the song (Track 5).

Key: 2 F (bikes), 3 T, 4 F (won't), 5 T, 6 F (wings), 7 F (the stars), 8 T.

- **Optional follow-up activity:** Write lines 11 and 15 from the song on the board. Pupils discuss the questions in small groups.

Topic worksheet

- Pupils look at the picture of the Earth from space. Explain that it is not dark at the same time in all continents, so this is a collection of hundreds of photos. Elicit the names of the continents and any countries pupils recognise. Pre-teach vocabulary: *robbers, billboards* and *electricity*. Then ask them to read the text and write six more sentences to answer the main question: What do the lights come from?

Key: Lorries are carrying things.

Lights are on in buildings, where people are working.
Lights are on to stop robbers from breaking in.
There are bright streetlights and billboards at night.
Fishermen are at sea, catching fish.
There are fires burning in the rainforest.






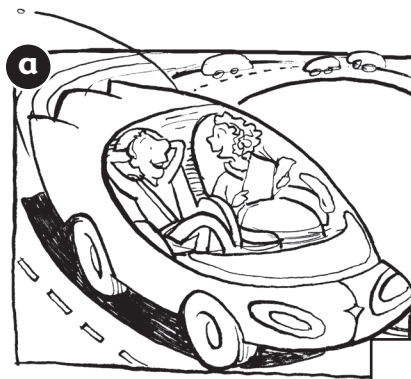
- **Optional follow-up activity:** Pupils discuss how much energy we waste at night. Is it necessary to light up streets so brightly that we can see them in space, for example? Why are we advertising in the dark? Pupils discuss ways in which we could save energy at night.

Reinforcement worksheet 1

1 The sentences below are famous predictions.
Complete them using *will* or *won't* and the verbs.

- 1 The world will end (end) in 1984.
- 2 People (not have) telephones in their homes.
- 3 Everyone in the world (speak) English.
- 4 People (not go) to the cinema any more.
They (stay) at home and watch television.
- 5 People (not buy) computers for their homes.
- 6 People (not drive) cars. Cars will drive on their own.
- 7 We (not find) oil in the ground.
- 8 Children (study) at home by computer in the future.
They (not learn) at school any more.

2 Match the sentences in Activity 1 with the pictures.



Unit 2



Reinforcement worksheet 2

1 Complete the sentences with nine different words.

- 1 NASA is a very famous space agency.
- 2 A _____ work on space stations.
- 3 In the future we will travel in s_____.
- 4 E_____ design these. They also fix them.
- 5 Dennis Tito is a rich American b_____.
- 6 Soon it will be cheaper for t_____ to visit space.
- 7 People will see the E_____ from above!
- 8 They won't travel to the M_____.
- 9 They won't float in the a_____.

2 Look at your answers to Activity 1. Join the words in this order:

1 - 6 - 2 - 9 - 4 - 8 - 7 - 3 - 5 - 1.

tourists • Russian • Sun • pilot • transport

million • space • spaceplanes • money

businessman • station • travel • fly • Earth

exciting • world • engineers • Moon • use

astronauts • float • cost • future

air • build

3 What shape do you make? Write a sentence with this word.


.....

Unit 2

Extension worksheet 1



1 Read and order the tourist's questions. Then match five of the travel agent's answers with the questions.



Tourist

1 Will / Earth? / we / to / be / see / able / the

Will we

c

2 space? / it / be / in / cold / Will

3 How / trip / cost? / will / the / much

4 How / the / will / be? / long / flight

5 will / Where / at / night? / we / sleep

Travel agent

a £20,000,000

b In space beds.

c Yes, you will.

d You won't.

e Just four hours.

f Yes, you can.

g No, it won't.

2 Ask the travel agent three questions of your own. Use *will*.

.....

.....

.....

Unit
2

Extension worksheet 2



Read and complete the sentences. You can use 1, 2, 3 or 4 words.

JANET'S PLANET

THE BEST SCHOOL TRIPS

Janet's Planet will take you to the Moon on your next school trip!

You will be able to learn about Science in an interesting way. You will see the Earth from space, walk on the Moon and collect rocks. You will feel what it is like to float in the air like an astronaut. And you will travel in our Moon cars across craters and see the sights. You won't be bored with us!

Will you have to wear your school uniform? No, you won't! We will give you space suits.

Where will you sleep? In our five-star Space Station Hotel.

What will you eat? Moonburgers, of course!

CONTACT JANET'S PLANET FOR YOUR NEXT SCHOOL TRIP!

- 1 Janet's Planet will take children to the Moon
- 2 They will learn about Science
- 3 They will walk
- 4 They will float in the air like
- 5 They their school uniforms.
- 6 They will sleep in the five-star
- 7 They Moonburgers.

Unit 2

Song worksheet



1 Read the song. Are sentences 1–8 below True (T) or False (F)?

Transport of the future!

It'll be a rocket, not a bus.

It'll pick up kids for school.

It'll stop for all of us.

Transport of the future!

I'll have a computer on my bike.

It'll say, 'Be careful! Lorry on right!'

So I'll ride it where I like!

Transport of the future!

There won't be motorbikes or trains.

How'll we go on holiday?

We'll catch spaceships and spaceplanes.

Transport of the future!

We'll have wings on all our cars.

Where do you think we'll go?

We'll fly up to the stars.

Transport of the future!

We'll take a taxi to the Moon.

When'll we leave planet Earth?

We'll leave here very soon!

1 We'll travel in rockets. We won't travel in buses.

 T

2 We'll have computers on our lorries.

3 We'll ride our bikes where we like.

4 There will be motorbikes and trains.

5 We'll catch spaceships and spaceplanes.

6 We'll have stars on our cars.

7 We'll fly up to the Sun.

8 We'll take a taxi to the Moon.

2 Draw a 😊 next to the three predictions in Activity 1 that you like best!

3 Now sing the song!

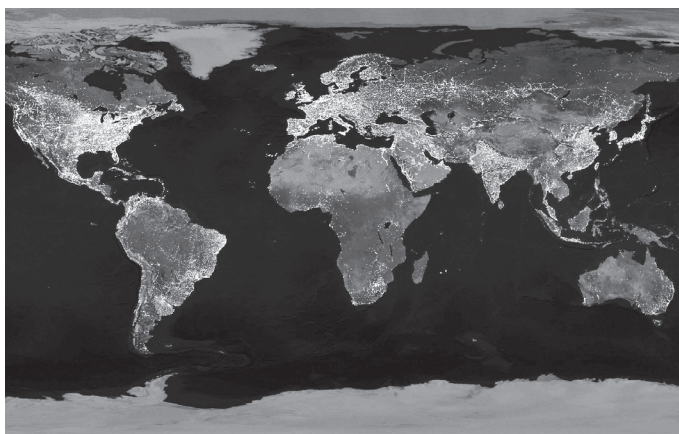
Unit 2

Topic worksheet



★ Look at this photo. Read about light from the Earth at night and write seven sentences.

NASA put thousands of photos together so that we can see how the Earth looks by night. What are all those lights? Well, while you are asleep in your bed, the world is busy. Many people are travelling by car or bus. Lorries and other types of transport are carrying food, oil and materials. Many of the lights are buildings, like factories, airports and markets, where people are working. Some of the buildings are not open. They are closed, but there are lights on at night to stop robbers from breaking in.



Can you find your country in the picture? Maybe you can see streetlights, which come on in the evening and go off in the morning. In Europe, the streetlights are very bright. Maybe you can see billboards too, where people put adverts. They use a lot of energy at night. But who are they selling things to? Most people are asleep. Count the billboards next time you are out at night. It's amazing.

We know why cities are so bright. But why is the sea lit up? Fishermen are at sea, catching fish. Japan is very bright because of the night-time fishing. Finally, look at the Amazon in Brazil. Those lights are not from electricity. They are fires burning in the rainforest. This is very sad.

Where do the lights come from?

- 1 People are travelling by car and bus.
- 2
- 3
- 4
- 5
- 6
- 7